

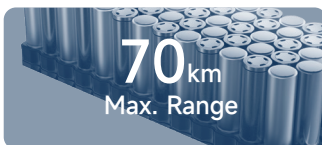
**NAVEE**

# **NAVEE N65i II**

Electric Scooter



# NAVEE | N65i II



## Features



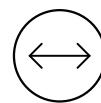
Front Fork  
Suspension



28mm Shock  
Absorption Travel



24%  
Max. Incline



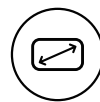
SUV-Style  
Wide Deck



Triple  
Braking System



10.5"×80mm  
Tubeless Tires



4-inch  
suspended screen



6W Auto-sensing  
Headlight

### NAVEE N65i II SPEC

Unfolded Dimension(L*W*H)	1210*600*1300 mm	Shock Absorber	Front Fork Suspension
Folded Dimension(L*W*H)	1210*600*610 mm	Max. Range	70km
Net Weight	23.6kg	Battery	46.8V 10.2Ah 477.36Wh
Max. Payload	150kg	Charging Time	8h
Rated Power	600w	Tire	10.5"*80mm Tubeless Tires
Peak Power	1350W	Brake	Front Drum + Rear disc and EABS
Max. Speed	40km/h	Waterproof	IPX5
Max. Incline	24%	TCS	Yes
Light	6W Auto-sensing Headlight + 2W Brake Light	Apple Find My	Yes
App	NAVEE APP	Bluetooth	Yes



\*The material is for internal use only and should not be displayed publically.

\*Maximum range is measured with a full charge, 75 kg load, 25°C, and a constant speed of 15 km/h.

\*Power and speed limits vary by region, Italy 20 km/h, Sweden 20 km/h, Denmark 20 km/h, Norway 20 km/h, Germany 20 km/h.

# NAVEE | N65i II



## 1350W Max Motor Power

Rated at 600W and peaking at 1350W, the N65i II climbs 24% slopes with confidence. Top speed of 40km/h lets you flow effortlessly through city streets and inclines alike.



## Front Fork Suspension

Built-in front fork suspension absorbs shocks from rough roads, speed bumps, and minor off-road paths—ensuring a stable, cushioned ride.



## Up to 70km Long Range

Powered by a 46.8V 10.2Ah high-efficiency battery (477.36Wh), the N65i II delivers up to 70km of range at 15km/h—ideal for extended daily commutes.



## Three Ride Modes, One Purpose

Switch between Pedestrian (6km/h), Standard (20km/h), and Sport (40km/h) modes with a single button—choose your ride, your way.



## 10.5-Inch Tubeless Tires

Larger 10.5"×80mm tubeless tires offer improved grip, better puncture resistance, and smoother control even on uneven surfaces.



## Proximity Unlock & Apple Find My

Built-in Bluetooth auto-unlock detects your phone and unlocks the scooter as you approach. Integrated with Apple Find My for easy location tracking even when powered off.



## Triple-Brake System

Equipped with a front drum, rear disc, and EABS, the N65i II ensures powerful, balanced braking with extra electronic support for stability.



## IPX5 Water Protection

Rides through light rain and splashes are no problem. The N65i II is built to handle real-world weather.



## 6W Auto-Sensing Headlight

Automatically adjusts to ambient lighting, providing powerful forward visibility when you need it most—no switch required.



## Durable Yet Lightweight

SPCC T1.5 automotive-grade steel frame holds up to 150kg, while the scooter weighs just 23kg—tough and portable.



## Advanced Rear & Signal Lights

Includes a bright 2W brake light and 1.6W turning indicators for safe, clear signaling on roads and in traffic.



## Compact When Folded

Folds down to just 1210×600×610mm for easy storage in your trunk or office corner. Unfolded size: 1210×600×1300mm.

# NAVEE